

MPG Connect Telehealth Visit

- 1 Schedule:** Make an **MPG Connect** appointment by calling your provider or logging into the patient portal.
- 2 Pre-Register:** Complete pre-visit registration by confirming your personal information through email or text received from MPG.
- 3 Prepare/Join:** Consider your Telehealth visit to be like an in-office appointment.

Ready Have the following ready for your visit:

- Medications**
 - A list of your medications including strength and how you take each
 - If you have a patient portal, “**log in**” and review your medication list (*if able to, print it*).
 - Mark medications you no longer take
 - Mark medications that require a refill
 - Note any new medications from other providers
- If you have the tools and can, please record the following:
 - Blood Pressure: _____ / _____ Heart Rate: _____
 - Temperature: _____ Weight: _____
 - Blood Sugar: (*if applicable*) _____

List any providers or facilities you have been seen at since your last visit and why:

Write down any questions or important information you want to share with your healthcare provider about the reason for your visit.

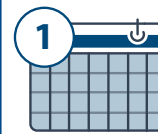
Set Get set to enter your visit:

- Dress for your visit just as you would for an in-office visit
- Select a quiet room/area with good lighting and limited distractions
- Check your device
 - Ensure the iOS/OS (operating system) is updated to the latest version
 - Ensure device battery is charged
 - Adjust volume and close all other browsers or applications
 - If able to, connect to Wi-Fi

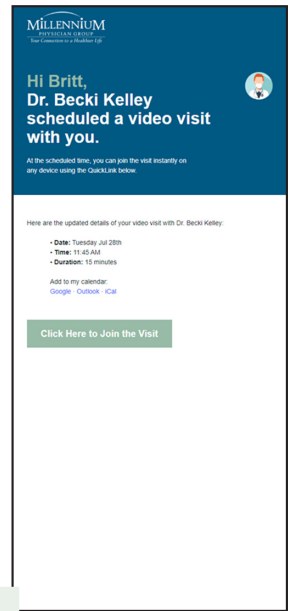
Go Join the visit:

- At least 5-10 minutes before scheduled visit (*unless otherwise notified by staff*), Click on the link you received via text or email.
- Click on “**Run a System Check**” to ensure a great experience (*This opens a new browser window, please be sure to close it once the system check is completed*)
- Click “**Allow**” to allow access to microphone and camera during the System Check.
- Click “**Join Visit**” button
- Click “**Allow**” to allow access to microphone and camera for your visit.
- You’ll be placed in a waiting room and your telehealth visit will start soon after.
- You may request another party be added to the visit (*example: family member, caretaker, etc.*)

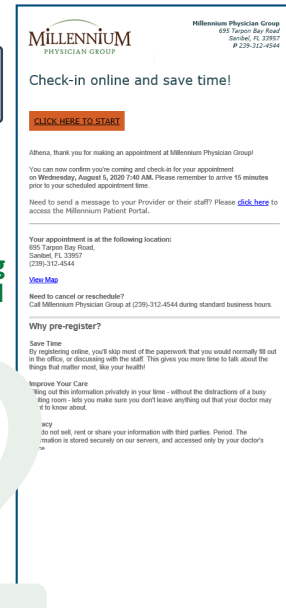
 **If you have any questions or concerns, please contact your provider’s office.**



Schedule: an MPG Connect appointment by calling your provider or logging into the patient portal.



Pre-Register: complete pre-visit registration by confirming your personal information through email or text received from MPG.



Consider your Telehealth visit to be like an in-office appointment.

